

## Alston TOP Series eBooks on mySecondTeacher

For centuries, we have passed on acquired knowledge in the form of books. Now, we can do it in a more efficient way! Alston's digital books for the TOP series are now available through the mySecondTeacher (MST) platform!

With the goal of easing access to resources and maintaining academic quality and continuity, our eBooks have been designed to provide for holistic education in a post-COVID19 world.

## Key Features of Alston eBooks:



### Cambridge-endorsed content

From a content and layout perspective, Alston's eBooks are similar to its physical books. Alston's TOP series is Cambridge-endorsed and hence, by extension, Alston's eBooks are academically rigorous and appropriate for the grade level that they have been designed for.

# Key Features of Alston eBooks:

The screenshot displays the Alston eBooks interface. At the top, there is a search bar and navigation options like 'My Home', 'My Subjects', 'My Chat Room', 'My Testpapers', and 'My Classroom'. A user's credit balance of '45 Tutor Credits' is shown. The main content area shows an eBook page with various images and text boxes. A 'Note' dialog box is open, allowing users to add optional comments. Below the eBook, a 'Notes' table lists the notes created:

S. No.	Notes	Comment	Note Creation Date	
1	Page 1: All objects around us are made of materials. There are...	-	Today	Remove
2	Page 3: Some materials are natural while some are man-made.	-	Today	Remove
3	Page 7: Metals taken from the ground, such as iron and gold, are...	-	Jan 20, 2020	Remove
4	Page 10: Some objects are made from more than one material....	-	Jan 21, 2020	Remove
5	Page 15: A material that is absorbent can soak up liquids...	-	Jan 30, 2020	Remove

## Highlighting & Note-taking

You can highlight any part of the eBook and make personal notes. You can then search through your notes, or jump straight into the highlighted portions from anywhere in the book.

# Key Features of Alston eBooks:

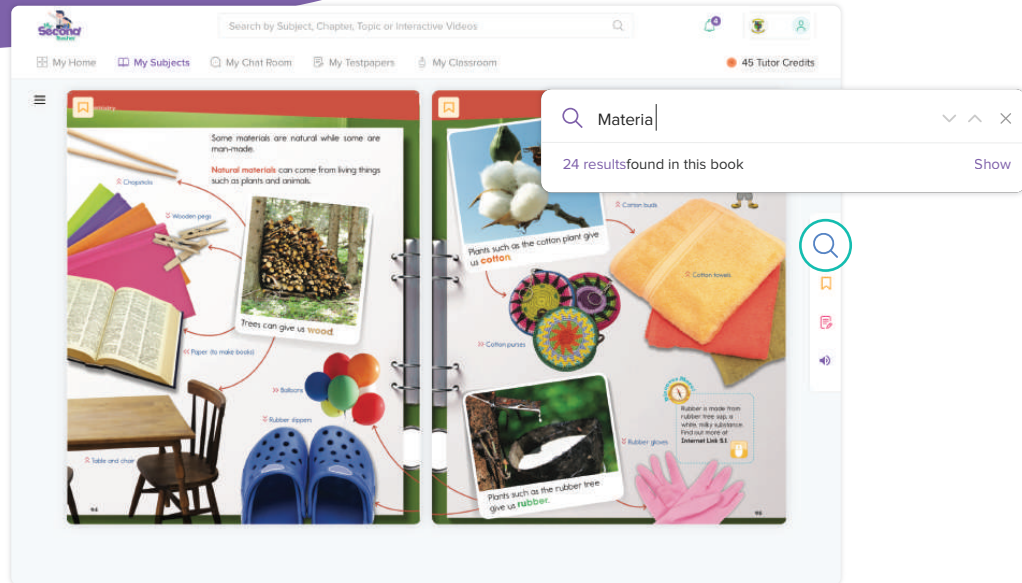
The screenshot displays the Alston eBooks interface. At the top, there is a search bar and navigation tabs for Home, My Subjects, My Chat Room, My Testpapers, and My Classroom. The main content area shows a digital book with various pages and images. A bookmarking overlay is visible, titled "Bookmarking this page", with a comment field and "Bookmark" and "Cancel" buttons. Below the book, a "Bookmarks" table is shown, listing saved pages with their respective dates and a "Remove" button for each entry.

S. No.	Page	Comment	Bookmarked Date	
1	Page 1: What Types of Materials ...	-	Today	Remove
2	Page 3: What Types of Materials Are Out There? (Continued...)	I like the artworks	Today	Remove
3	Page 7: What Properties Do Materials Have?	Saved for Summary Page	Jan 20, 2020	Remove
4	Page 10: What Properties Do Materials Have? (Continued...)	-	Jan 21, 2020	Remove
5	Page 15: How Can Materials be Sorted	-	Jan 30, 2020	Remove

## Bookmarking & Note-taking

You can bookmark any page and make personal notes. You can then search through your bookmarks, or jump straight into the bookmarked pages from anywhere in the book.

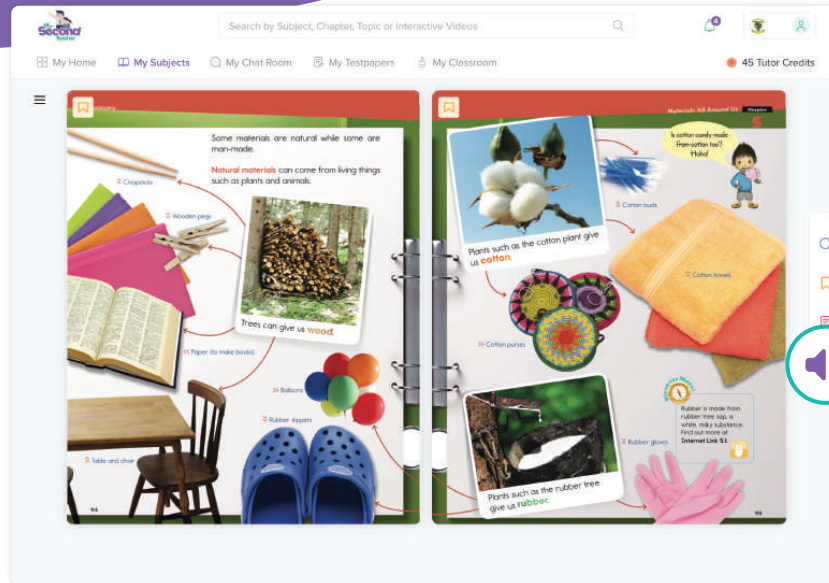
# Key Features of Alston eBooks:



## Full-Text Search

You can search for a specific term or phrase within the eBook.

# Key Features of Alston eBooks:



## Real Human Narration

The eBook reads itself, and the narration is done via a real human voice.

# Key Features of Alston eBooks:

Show Answer

Show Answer

All About Senses!  Show Answer





Name: \_\_\_\_\_ Class: \_\_\_\_\_ Date: \_\_\_\_\_

**Activity 3** Does It Have an Odour?

**Process skills** Classifying

Your teacher has prepared some objects.

Use your sense of smell. Do these objects have an odour?  
Tick (✓) the correct column for each object.

Objects	Has an odour	Odourless
 Onion	<input type="radio"/>	<input type="radio"/>
 Ginger	<input type="radio"/>	<input type="radio"/>
 Lime	<input type="radio"/>	<input type="radio"/>
 Water	<input type="radio"/>	<input type="radio"/>

11

All About Senses!  Show Answer





Name: \_\_\_\_\_ Class: \_\_\_\_\_ Date: \_\_\_\_\_

**Activity 3** Does It Have an Odour?

**Process skills** Classifying

Your teacher has prepared some objects.

Use your sense of smell. Do these objects have an odour?  
Tick (✓) the correct column for each object.

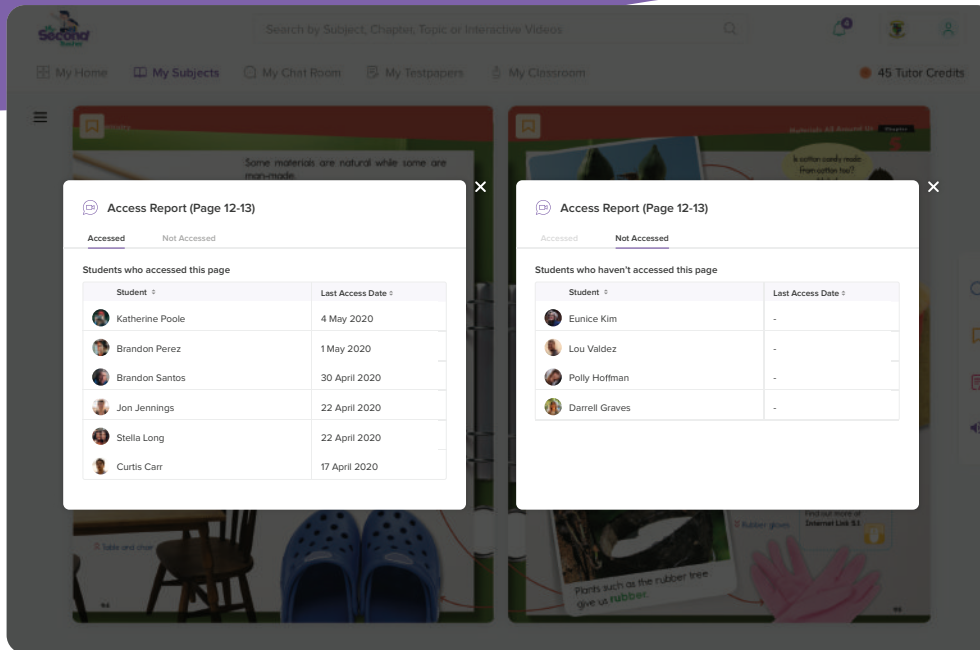
Objects	Has an odour	Odourless
 Onion	<input checked="" type="radio"/>	<input type="radio"/>
 Ginger	<input checked="" type="radio"/>	<input type="radio"/>
 Lime	<input checked="" type="radio"/>	<input type="radio"/>
 Water	<input type="radio"/>	<input checked="" type="radio"/>

11

## Hide/display feature

With the click of a button, teachers can hide or reveal the answer to the questions from the eBook or eWorkbook.

# Key Features of Alston eBooks:



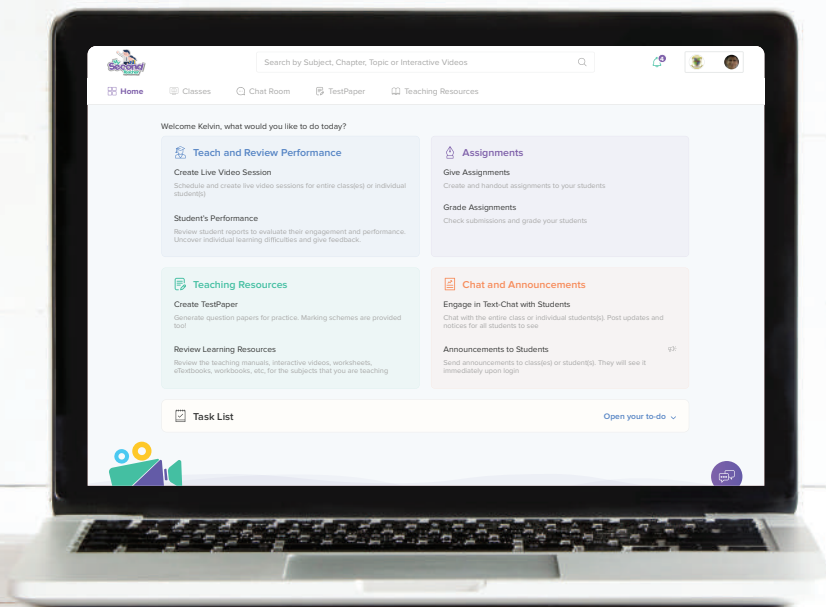
## Read Log

Teachers will be able to monitor who has read and who hasn't read the book as it will be logged on our system for teachers to review.



# Revolutionary online learning platform

mySecondTeacher (MST) is a revolutionary online learning platform that allows schools to conduct live online text or video classes, give out, collect, and grade assignments, gain access to interactive videos and eBooks, generate Test Papers and Marking Schemes from our question banks, and obtain diagnostic reports about students' learning difficulties.



# Key Features of MST Platform:



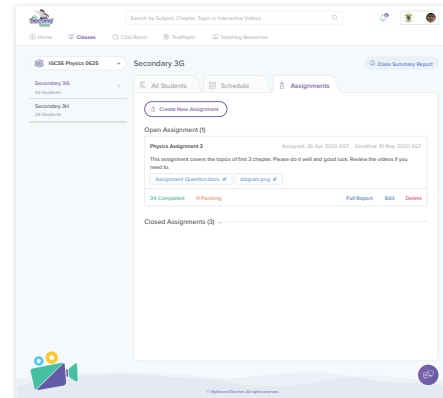
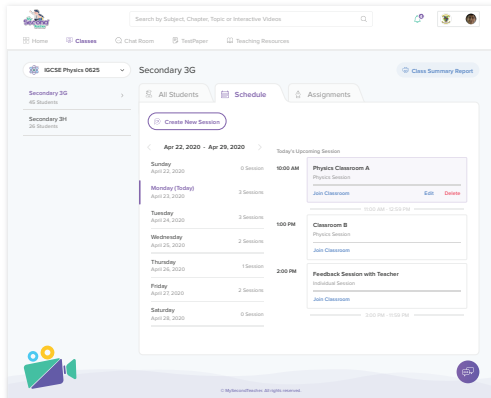
## Live-streaming lessons

Create virtual classrooms via a few simple clicks and conduct live video or text-based lessons from within the platform. The sessions are recorded for students to watch or re-watch later.



## Give Assignments

Send out assignments to students directly from the platform. You can also receive the given assignments, grade them, and publish the grades and remarks for students to view.



# Key Features of MST Platform:



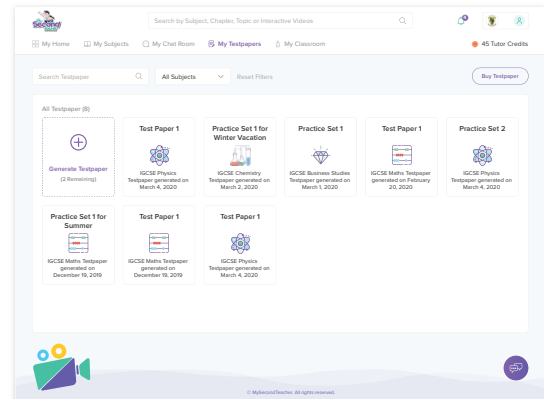
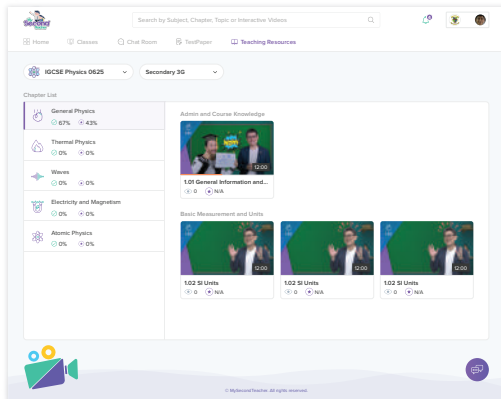
## Teaching Resources

Access our vast library of comprehensive and engaging interactive videos that make learning fun. We also have numerous Cambridge-endorsored eBooks, guided videos of worked examples, Kahoot! Quizzes and simulations of various experiments.



## Create Test Papers

Generate or access test papers with a few clicks. The questions on these test papers are of the same quality as those of real exams. These test papers are even accompanied by their respective marking schemes!



# Key Features of MST Platform:



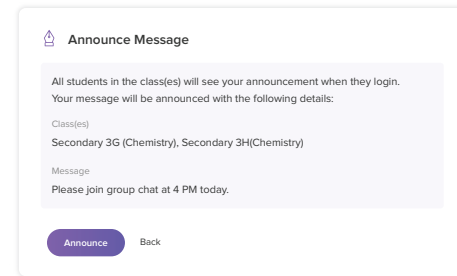
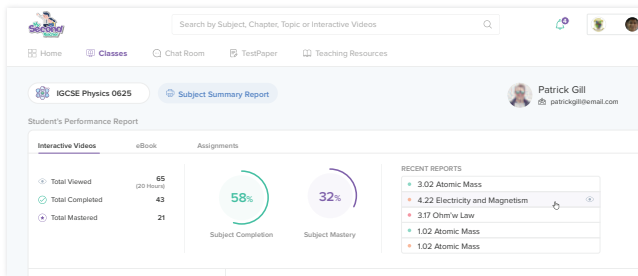
## Review Performance

Get insights into class or student-based academic performance! MST even generates detailed diagnostic reports to identify strengths and weaknesses of individual students. Thus, learning interventions can be executed at the right time.



## Make Announcements

Broadcast your announcements or any general information you wish to share with individual student(s) or entire class(es). Such announcements will become immediately visible to the target audience in their dashboard.



# Key Features of MST Platform:



## Socialise

Conduct sustained communications with individual student(s) or entire classes through our Group Chat feature. A favourite feature for teachers wishing to group students for differentiated learning or project work, this feature makes communications easy and convenient within the MST platform itself (no need to give out mobile numbers!)

A screenshot of the MST platform's chat room interface. The top navigation bar includes 'Home', 'Classes', 'Chat Room', 'TestPaper', and 'Teaching Resources'. A search bar is located at the top right. The main content area is titled 'My Chat Room' and shows a list of channels on the left, including '#Peer Support Learning', '#IGCSE Physics', '#IGCSE Physics Lab', and '#IGCSE 2020'. The central chat area displays a message from 'Teacher-Alice' stating, 'I've created this channel to group students so that you can learn together and help each other out.' Below this, there are three responses from students: 'Student-Angie' says 'Thanks, Teacher, for supporting us.', 'Student-Hazan' says '😊😊😊', and 'Student-Joanne' says 'This is cool'. At the bottom of the chat area is a text input field with the placeholder 'Send a message...'. On the right side, there is a 'Members (30)' list with an 'Add' button and a search bar. Below the members list are sections for 'OPERATORS' (listing 'Alice (You)') and 'MEMBERS' (listing 'Angie', 'Budi', 'Hazan', 'Isha', 'Joanne', 'Sammy', 'Andy', 'Gimon', and 'Grace'). The bottom of the interface features a video call icon on the left and a microphone icon on the right. A copyright notice '© MySecondTeacher. All rights reserved.' is visible at the bottom center.



## More information required?

Need more information?

Contact:

 [enquiry@alstonpublishinghouse.com](mailto:enquiry@alstonpublishinghouse.com) or

 [enquiry@mysecondteacher.com](mailto:enquiry@mysecondteacher.com)

Watch a video for an overview of Alston's eBook features on the MST platform:  
<https://www.youtube.com/watch?v=CBVHC4RkigY>



Watch a video on the features of the MST platform:  
<https://www.youtube.com/watch?v=FxvhKhwCXPg>

